

4a

You and me

6 7 8 9 10

1

Listen and sing.



1. Listen to the song and sing.



Listen and circle.



1



2



3



4



Play.




2. Listen to the CD and circle the correct numbers.
3. Play the *Circle the number!* game.

4b



1

Listen, point and repeat.



1. Listen to the dialogue on the CD. Point to the corresponding frame and repeat each sentence.



Listen and trace a tick (✓) or a cross (X).



1



2



3



4



Act out.



2. Listen to the CD and trace a tick (✓) or a cross (X) according to the exchanges.
3. A S mimes an adjective and the other one tries to guess it, SA: *Are you sad?* SB: *Yes, I am.*



1

Listen, point and repeat.



Cinderella



1



2



3


1. Listen to the story on the CD. Point to the corresponding frame and repeat each sentence.




Find and stick. Then listen and point.




1




2



3



4



Draw and say.



2. Turn to the back of the book, find the appropriate stickers and stick them in the activity. Listen to the CD and point to the appropriate stickers.


3. Draw a person/animal/thing and say his/her/its characteristic, SA: *She's fat.* SB: *He's thin.*



1 Look and listen. Then play. Use the cut-outs on page 89.



1. Listen to the CD and repeat each sentence. Turn to p.89, cut out the cards and play the guessing game, SA: *Is it a girl?* SB: *Yes.* SA: *Is she sad?* SB: *Yes, she is.* SA: *Is she fat?* SB: *No, she isn't.* SA: *It's number four.*



Revision



Listen and trace a tick (✓) or a cross (X).



1



4



2



5



3



6



1. Listen to the CD and trace a tick (✓) or a cross (X) according to the exchanges.



1 Make a stick and plasticine figure.



2 Show and tell.

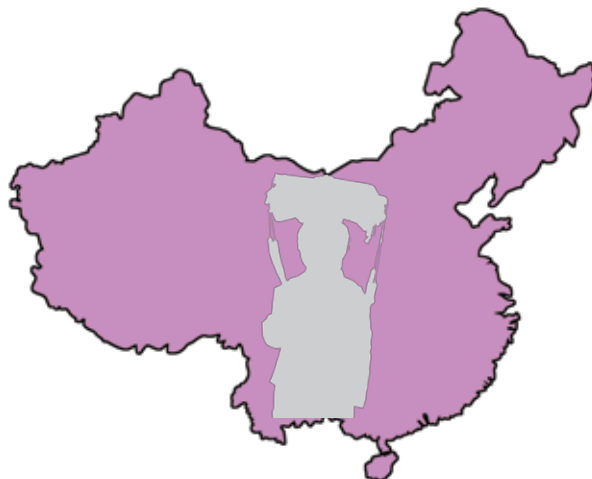
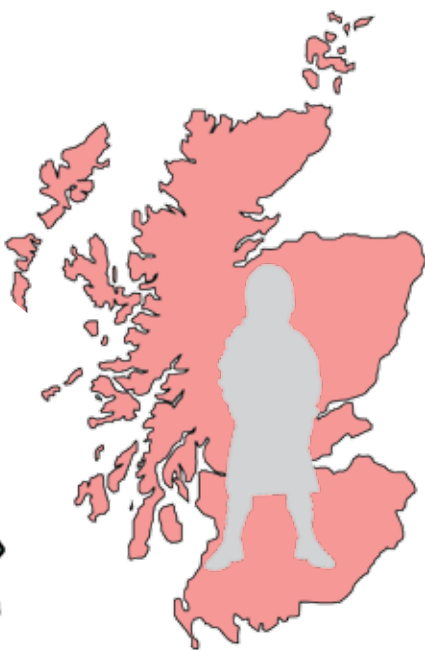


1. Make a stick and plasticine figure, giving it (a) characteristic(s) using the adjectives you have learnt.
2. Present the figure, e.g. *She's happy. She's fat.*

smart world 4



Match and say.



1. Match each child with his/her age and then with the map of his/her country and say, e.g. *He/She is...(years old).*